

Summer Mile Family Raceday
Race 3: Trant Engineering Fillies' Handicap - 1M
13 July 2019 - 14:51

Track Rating: Good to firm, Weather: Overcast, Rail Position: True

Distance To Go Field Times					1fur 0:14.95 (0:14.95)	2fur 0:26.68 (0:11.73)	3fur 0:38.99 (0:12.31)	4fur 0:51.25 (0:12.25)	5fur 1:03.35 (0:12.10)	6fur 1:14.91 (0:11.55)	7fur 1:26.94 (0:12.03)			
Rank	TAB	Horse	Barrier	Top Speed [mi/h]	Fastest Section							Last 3fur	Distance Travelled [m]	
1	1	UMMALNAR	4	40.5	0:11.47	0:15.33 [5]	0:27.01 [4]	0:39.19 [2]	0:51.43 [3]	1:03.50 [3]	1:14.97 [2]	1:26.94 [1]	0:35.73	1609.5
		Tom Marquand		2fur	6fur	(0:15.33)	(0:11.68)	(0:12.18)	(0:12.24)	(0:12.07)	(0:11.47)	(0:11.97)		
2	8	MUMS HOPE	7	39.7	0:11.52	0:15.40 [7]	0:27.18 [7]	0:39.39 [7]	0:51.70 [8]	1:03.71 [8]	1:15.23 [6]	1:27.39 [3]	0:36.24	1610.1
		Hollie Doyle		2fur	6fur	(0:15.40)	(0:11.78)	(0:12.21)	(0:12.31)	(0:12.01)	(0:11.52)	(0:12.16)		
3	7	SWEET CHARITY	8	40.4	0:11.60	0:15.59 [8]	0:27.23 [8]	0:39.42 [8]	0:51.59 [7]	1:03.67 [7]	1:15.27 [7]	1:27.72 [6]	0:36.79	1609.0
		Charles Bishop		2fur	6fur	(0:15.59)	(0:11.64)	(0:12.19)	(0:12.17)	(0:12.08)	(0:11.60)	(0:12.45)		
4	3	LOOLWAH	2	39.9	0:11.61	0:15.34 [6]	0:27.14 [6]	0:39.36 [6]	0:51.51 [5]	1:03.52 [4]	1:15.13 [5]	1:27.69 [5]	0:37.09	1609.5
		Jim Crowley		2fur	6fur	(0:15.34)	(0:11.80)	(0:12.22)	(0:12.15)	(0:12.01)	(0:11.61)	(0:12.56)		
5	5	FABULIST	1	41.0	0:11.56	0:14.97 [2]	0:26.68 [1]	0:38.99 [1]	0:51.25 [1]	1:03.35 [1]	1:14.91 [1]	1:27.35 [2]	0:37.12	1609.5
		K McEvoy		2fur	6fur	(0:14.97)	(0:11.71)	(0:12.31)	(0:12.26)	(0:12.10)	(0:11.56)	(0:12.44)		
6	4	BE MORE	6	39.8	0:11.55	0:15.13 [3]	0:26.96 [3]	0:39.30 [5]	0:51.58 [6]	1:03.57 [5]	1:15.12 [4]	1:27.58 [4]	0:37.08	1609.7
		David Probert		2fur	6fur	(0:15.13)	(0:11.83)	(0:12.34)	(0:12.28)	(0:11.99)	(0:11.55)	(0:12.46)		
7	6	QUICK	5	39.9	0:11.87	0:14.95 [1]	0:26.86 [2]	0:39.20 [3]	0:51.46 [4]	1:03.60 [6]	1:15.47 [8]	1:29.20 [8]	0:39.82	1609.6
		P J Dobbs		2fur	6fur	(0:14.95)	(0:11.91)	(0:12.34)	(0:12.26)	(0:12.14)	(0:11.87)	(0:13.73)		
8	2	MODERN MILLIE	3	40.2	0:11.68	0:15.18 [4]	0:27.04 [5]	0:39.23 [4]	0:51.35 [2]	1:03.39 [2]	1:15.07 [3]	1:28.27 [7]	0:40.42	1611.9
		S De Sousa		2fur	6fur	(0:15.18)	(0:11.86)	(0:12.19)	(0:12.12)	(0:12.04)	(0:11.68)	(0:13.20)		

Summer Mile Family Raceday
Race 3: Trant Engineering Fillies' Handicap - 1M
13 July 2019 - 14:51

Track Rating: Good to firm, Weather: Overcast, Rail Position: True

Distance To Go Field Times					Finish 1:39.23 (1:39.23)	Official Finish Time		
Rank	TAB Horse	Barrier	Top Speed [mi/h]	Fastest Section			Last 3fur	Distance Travelled [m]
1	1 UMMALNAR Tom Marquand	4	40.5 2fur	0:11.47 6fur	1:39.23 [1] (0:12.29)	1:39.15	0:35.73	1609.5
2	8 MUMS HOPE Hollie Doyle	7	39.7 2fur	0:11.52 6fur	1:39.95 [2] (0:12.56)	1:39.81	0:36.24	1610.1
3	7 SWEET CHARITY Charles Bishop	8	40.4 2fur	0:11.60 6fur	1:40.46 [3] (0:12.74)	1:40.38	0:36.79	1609.0
4	3 LOOLWAH Jim Crowley	2	39.9 2fur	0:11.61 6fur	1:40.61 [4] (0:12.92)	1:40.49	0:37.09	1609.5
5	5 FABULIST K McEvoy	1	41.0 2fur	0:11.56 6fur	1:40.47 [5] (0:13.12)	1:40.52	0:37.12	1609.5
6	4 BE MORE David Probert	6	39.8 2fur	0:11.55 6fur	1:40.65 [6] (0:13.07)	1:40.56	0:37.08	1609.7
7	6 QUICK P J Dobbs	5	39.9 2fur	0:11.87 6fur	1:43.42 [7] (0:14.22)	1:43.36	0:39.82	1609.6
8	2 MODERN MILLIE S De Sousa	3	40.2 2fur	0:11.68 6fur	1:43.81 [8] (0:15.54)	1:43.79	0:40.42	1611.9



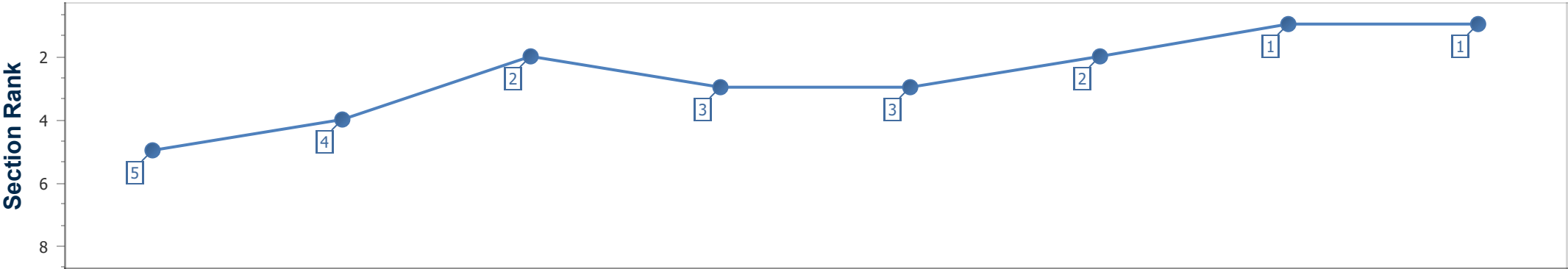
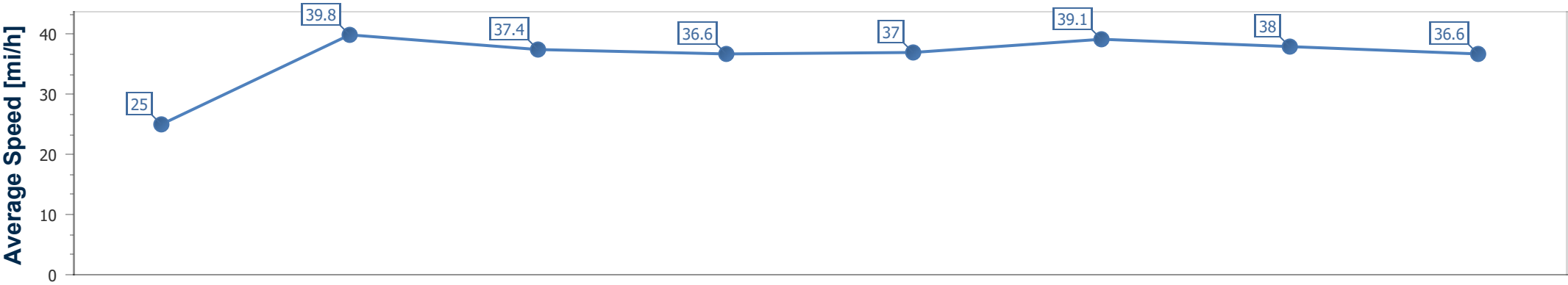
Horse Name	Ummalnar
Finish Rank	1
Fastest Section Time (Section)	0:11.47 (6fur)
Top Speed [mi/h] (Section)	40.5 (2fur)
Race State	Finished



Summer Mile Family Raceday
Race 3: Trant Engineering Fillies' Handicap - 1M
13 July 2019 - 14:51
Track Rating: Firm, Weather: Overcast, Rail Position: True



Distance To Go	1fur	2fur	3fur	4fur	5fur	6fur	7fur	Finish					
Section Times	0:15.33 [5] (0:15.33)	0:27.01 [4] (0:11.68)	0:39.19 [2] (0:12.18)	0:51.43 [3] (0:12.24)	1:03.50 [3] (0:12.07)	1:14.97 [2] (0:11.47)	1:26.94 [1] (0:11.97)	1:39.23 [1] (0:12.29)					
Average Speed [mi/h]	25.0	39.8	37.4	36.6	37.0	39.1	38.0	36.6					
Top Speed [mi/h]	40.1	40.5	38.9	36.8	37.8	39.6	39.3	37.2					





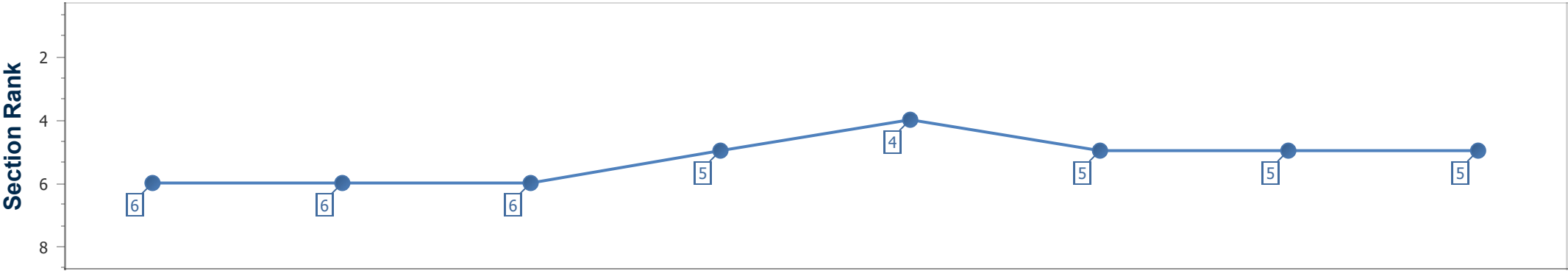

Horse Name	Loolwah
Finish Rank	4
Fastest Section Time (Section)	0:11.61 (6fur)
Top Speed [mi/h] (Section)	39.9 (2fur)
Race State	Finished



Summer Mile Family Raceday
Race 3: Trant Engineering Fillies' Handicap - 1M
13 July 2019 - 14:51
Track Rating: Firm, Weather: Overcast, Rail Position: True



Distance To Go	1fur	2fur	3fur	4fur	5fur	6fur	7fur	Finish					
Section Times	0:15.34 [6] (0:15.34)	0:27.14 [6] (0:11.80)	0:39.36 [6] (0:12.22)	0:51.51 [5] (0:12.15)	1:03.52 [4] (0:12.01)	1:15.13 [5] (0:11.61)	1:27.69 [5] (0:12.56)	1:40.61 [5] (0:12.92)					
Average Speed [mi/h]	24.7	39.4	37.0	37.1	37.2	38.8	36.5	34.5					
Top Speed [mi/h]	39.2	39.9	37.7	37.3	37.8	39.3	38.2	34.7					



[] Ranking at each section and finish
-.-.- No data available at this section
NA No data available



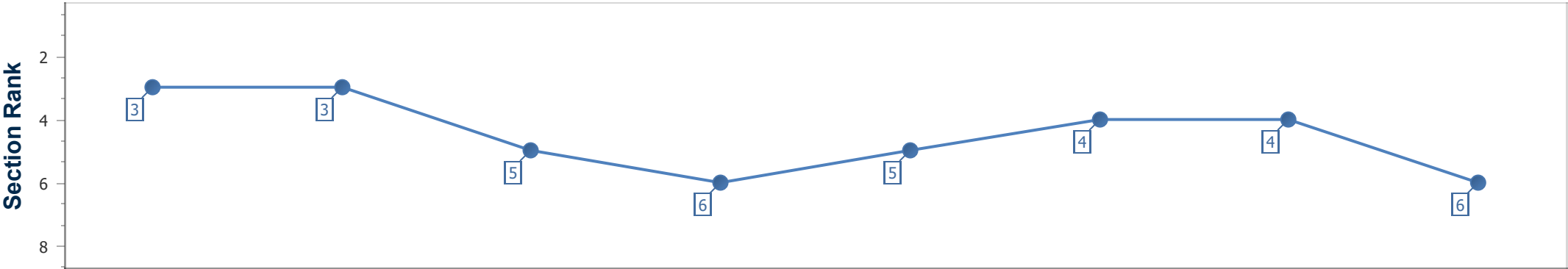
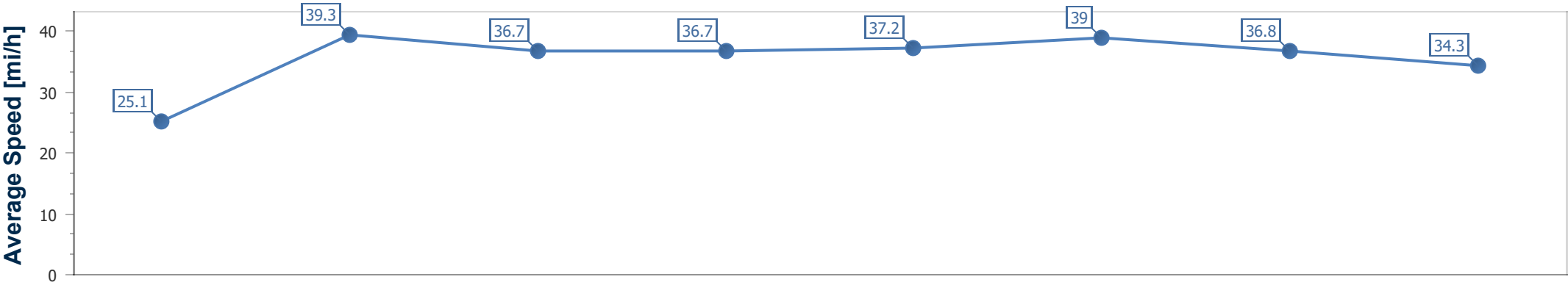
Horse Name	Be More
Finish Rank	6
Fastest Section Time (Section)	0:11.55 (6fur)
Top Speed [mi/h] (Section)	39.8 (2fur)
Race State	Finished



Summer Mile Family Raceday
Race 3: Trant Engineering Fillies' Handicap - 1M
13 July 2019 - 14:51
Track Rating: Firm, Weather: Overcast, Rail Position: True



Distance To Go	1fur	2fur	3fur	4fur	5fur	6fur	7fur	Finish					
Section Times	0:15.13 [3] (0:15.13)	0:26.96 [3] (0:11.83)	0:39.30 [5] (0:12.34)	0:51.58 [6] (0:12.28)	1:03.57 [5] (0:11.99)	1:15.12 [4] (0:11.55)	1:27.58 [4] (0:12.46)	1:40.65 [6] (0:13.07)					
Average Speed [mi/h]	25.1	39.3	36.7	36.7	37.2	39.0	36.8	34.3					
Top Speed [mi/h]	39.4	39.8	38.2	36.9	37.7	39.6	38.7	35.2					





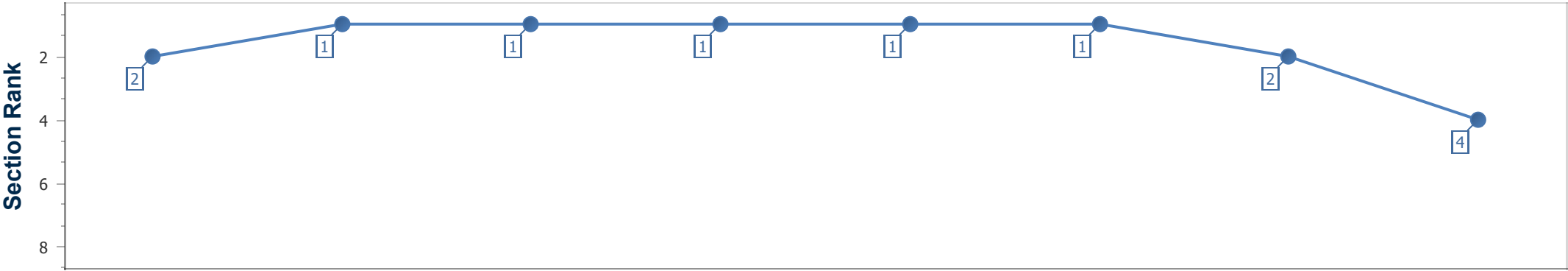

Horse Name	Fabulist
Finish Rank	5
Fastest Section Time (Section)	0:11.56 (6fur)
Top Speed [mi/h] (Section)	41.0 (2fur)
Race State	Finished



Summer Mile Family Raceday
Race 3: Trant Engineering Fillies' Handicap - 1M
13 July 2019 - 14:51
Track Rating: Firm, Weather: Overcast, Rail Position: True



Distance To Go	1fur	2fur	3fur	4fur	5fur	6fur	7fur	Finish					
Section Times	0:14.97 [2] (0:14.97)	0:26.68 [1] (0:11.71)	0:38.99 [1] (0:12.31)	0:51.25 [1] (0:12.26)	1:03.35 [1] (0:12.10)	1:14.91 [1] (0:11.56)	1:27.35 [2] (0:12.44)	1:40.47 [4] (0:13.12)					
Average Speed [mi/h]	25.3	40.0	36.9	36.7	36.9	38.9	36.8	34.2					
Top Speed [mi/h]	40.5	41.0	37.9	36.8	37.6	39.6	38.6	35.1					






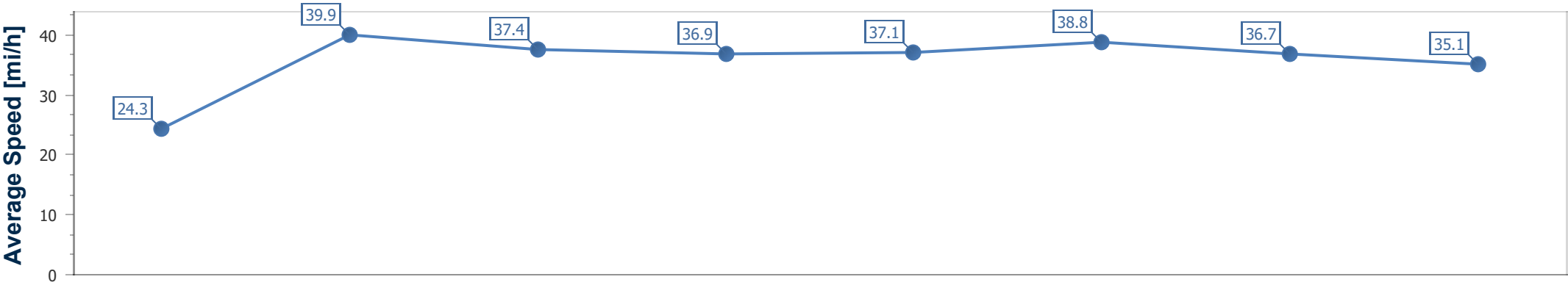
Horse Name	Sweet Charity
Finish Rank	3
Fastest Section Time (Section)	0:11.60 (6fur)
Top Speed [mi/h] (Section)	40.4 (2fur)
Race State	Finished



Summer Mile Family Raceday
Race 3: Trant Engineering Fillies' Handicap - 1M
13 July 2019 - 14:51
Track Rating: Firm, Weather: Overcast, Rail Position: True



Distance To Go	1fur	2fur	3fur	4fur	5fur	6fur	7fur	Finish					
Section Times	0:15.59 [8] (0:15.59)	0:27.23 [8] (0:11.64)	0:39.42 [8] (0:12.19)	0:51.59 [7] (0:12.17)	1:03.67 [7] (0:12.08)	1:15.27 [7] (0:11.60)	1:27.72 [6] (0:12.45)	1:40.46 [3] (0:12.74)					
Average Speed [mi/h]	24.3	39.9	37.4	36.9	37.1	38.8	36.7	35.1					
Top Speed [mi/h]	39.8	40.4	38.7	37.3	37.7	39.4	38.4	35.4					






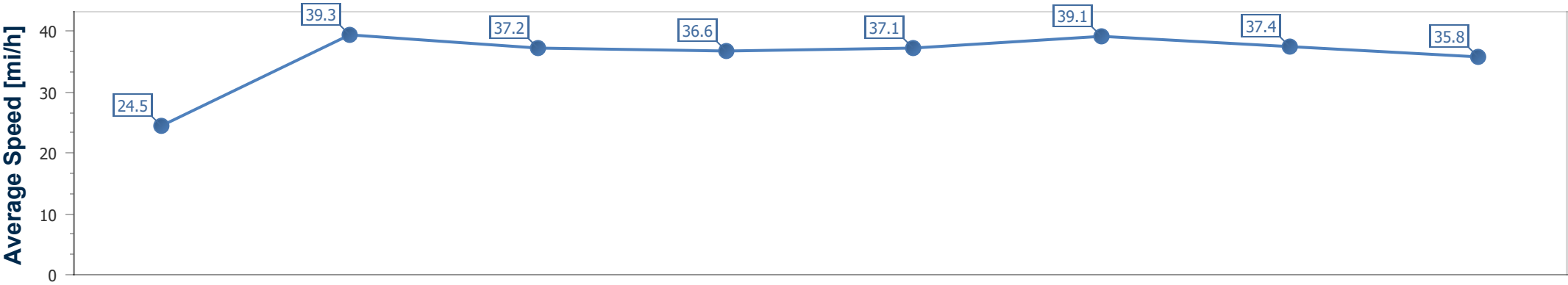
Horse Name	Mums Hope
Finish Rank	2
Fastest Section Time (Section)	0:11.52 (6fur)
Top Speed [mi/h] (Section)	39.7 (2fur)
Race State	Finished



Summer Mile Family Raceday
Race 3: Trant Engineering Fillies' Handicap - 1M
13 July 2019 - 14:51
Track Rating: Firm, Weather: Overcast, Rail Position: True



Distance To Go	1fur	2fur	3fur	4fur	5fur	6fur	7fur	Finish					
Section Times	0:15.40 [7] (0:15.40)	0:27.18 [7] (0:11.78)	0:39.39 [7] (0:12.21)	0:51.70 [8] (0:12.31)	1:03.71 [8] (0:12.01)	1:15.23 [6] (0:11.52)	1:27.39 [3] (0:12.16)	1:39.95 [2] (0:12.56)					
Average Speed [mi/h]	24.5	39.3	37.2	36.6	37.1	39.1	37.4	35.8					
Top Speed [mi/h]	39.2	39.7	38.3	37.0	38.0	39.7	38.8	36.4					





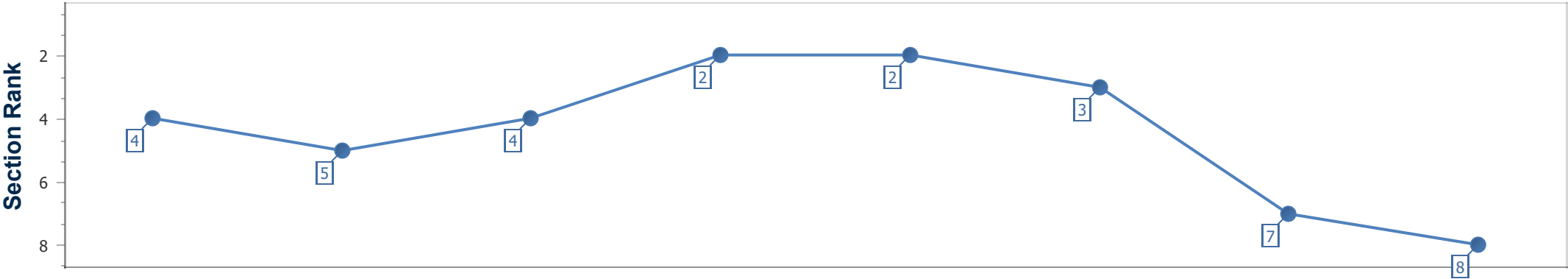

Horse Name	Modern Millie
Finish Rank	8
Fastest Section Time (Section)	0:11.68 (6fur)
Top Speed [mi/h] (Section)	40.2 (2fur)
Race State	Finished



Summer Mile Family Raceday
Race 3: Trant Engineering Fillies' Handicap - 1M
13 July 2019 - 14:51
Track Rating: Firm, Weather: Overcast, Rail Position: True



Distance To Go	1fur	2fur	3fur	4fur	5fur	6fur	7fur	Finish					
Section Times	0:15.18 [4] (0:15.18)	0:27.04 [5] (0:11.86)	0:39.23 [4] (0:12.19)	0:51.35 [2] (0:12.12)	1:03.39 [2] (0:12.04)	1:15.07 [3] (0:11.68)	1:28.27 [7] (0:13.20)	1:43.81 [8] (0:15.54)					
Average Speed [mi/h]	25.1	39.4	37.0	37.2	37.1	38.6	35.1	29.5					
Top Speed [mi/h]	39.4	40.2	37.2	37.3	37.8	39.1	38.0	32.5					





Horse Name	Quick
Finish Rank	7
Fastest Section Time (Section)	0:11.87 (6fur)
Top Speed [mi/h] (Section)	39.9 (2fur)
Race State	Finished



Summer Mile Family Raceday
Race 3: Trant Engineering Fillies' Handicap - 1M
13 July 2019 - 14:51
Track Rating: Firm, Weather: Overcast, Rail Position: True



Distance To Go	1fur	2fur	3fur	4fur	5fur	6fur	7fur	Finish					
Section Times	0:14.95 [1] (0:14.95)	0:26.86 [2] (0:11.91)	0:39.20 [3] (0:12.34)	0:51.46 [4] (0:12.26)	1:03.60 [6] (0:12.14)	1:15.47 [8] (0:11.87)	1:29.20 [8] (0:13.73)	1:43.42 [7] (0:14.22)					
Average Speed [mi/h]	25.3	39.0	36.8	36.6	36.9	38.2	33.5	31.7					
Top Speed [mi/h]	39.6	39.9	37.8	36.8	37.5	38.9	37.0	32.4					

